

# FIXTURLASER<sup>®</sup> *Shaft*<sup>30</sup>

 **FIXTUR  
LASER**

*Fast, easy and accurate alignment of rotating machines, pumps, drives, etc.*

**The Fixturlaser  
Shaft<sup>30</sup> system in  
short:**

- Fully upgradeable to include advanced shaft alignment, roll alignment and geometric measurements
- Live values provide easy adjustments
- Measurement resolution down to 0,01 mm
- Bolt bound and base bound solutions



## **Shaft Alignment System**

### **Measurement and alignment**

The Fixturlaser Shaft<sup>30</sup> is an advanced alignment system providing functions for measuring and aligning machines.

The Fixturlaser Shaft<sup>30</sup> is an entry level to the Fixturlaser alignment platform. It is an easy-to-use tool that anyone can use for the shaft alignment process. It includes pre-alignment functions and memory management.

### **Touch screen technology**

The user interface is entirely based upon icons and graphics. The touch sensitive screen provides the user with a clear and easily operated alignment

tool displaying only the necessary information. The system is self intuitive and guides the user towards a perfect alignment result.

### **Upgradeability**

The Fixturlaser Shaft<sup>30</sup> can be upgraded adding more comprehensive functions protecting your investment and allowing you to upgrade with future functions and developments, whenever your process requires it.

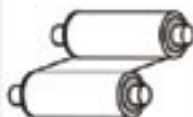
The Fixturlaser Shaft<sup>30</sup> comes with the following functions:

- Shaft alignment of horizontal machines
- Shaft alignment of vertical machines
- Memory management
- Repeatability test
- Softcheck™ – soft foot measurement
- Feetlock – bolt bound and base bound solutions
- Tripoint - alignment with limited rotation



# straight to the point

**FIXTURLASER®**  
**Shaft<sup>30</sup>**

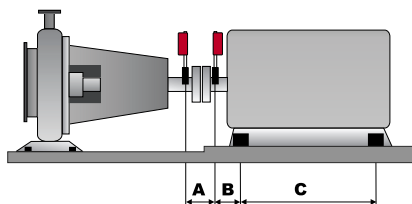


## The Fixturlaser® Shaft<sup>30</sup>\*

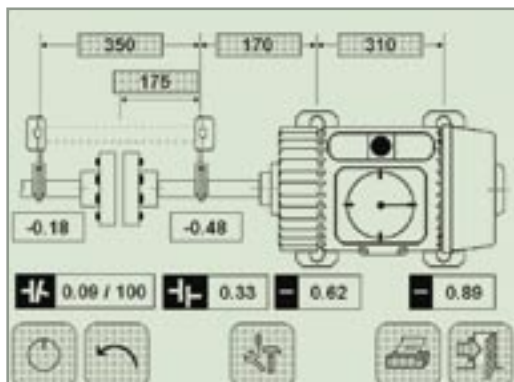
- 1 Robust aluminum case
- 2 Combined transmitter/detector units
- 1 Display unit with software
- 2 Chain fixtures
- 2 Cables
- 1 Manual

## Accessories\*

- AC adapter
- Fixturlaser Documenter PC software - Measurement result database
- Fixture for narrow space (10 mm)
- Non-rotating shafts accessories
- Leatherette; Protection cover for the display unit
- Thin chain fixtures
- System printer
- Upgrade packages



The only information required to enter is the measurement values shown above in order to perform a precision alignment.



Three readings are required in order to determine the machine's position. The tripoint method provides a quick and easy way to register the readings. The result is instantly displayed on the screen with all relevant information.

Angular and offset errors as well as the current foot positions of the movable machine are displayed on the screen. All values are continuously updated during adjustment, guiding the operator to a perfect alignment.

## Technical specification\*

Measuring distance	Up to 7 meters
Displayed measurement result resolution	0,01 mm
Operating temperature range	0-40° C
Detector size	10 x 10 mm
Power supply	Standard batteries, 4 x 1,5 volt
Operating time	Depending on operation cycle 10 - 20 hrs
Weight complete system	9 kg

\* Specifications are subject to changes without notice.

Our representatives are all engineers and technicians with special knowledge and training in the latest measurement and alignment techniques. An extensive service program is provided to support

all our customers. It includes telephone assistance, hardware repairs and software updates, as well as training and consultation regarding measurement applications.

**FIXTUR  
LASER**



FIXTURLASER AB  
Box 7  
SE-431 21 Mölndal  
Sweden  
Tel: + 46 31 706 28 00  
Fax: + 46 31 706 28 50  
Email: info@fixturlaser.se  
Web: www.fixturlaser.com